



Office of the Chief Information Officer
Identity, Credential, and Access
Management Program

USDA O365 Intune
Company Portal
Android Credential
Activation MobileLinc
User

June 2023

Document Revision and History

TABLE 1: Document revision and version information

VERSION NO.	DATE	DESCRIPTION	AUTHOR/APPROVAL
1.0	6/2023	Initial Draft	C.S.

Table of Contents

1.	Introduction	4
2.	How to Access Intune Comp Portal and Activate a Derived Credential.....	5
3.	Support.....	Error! Bookmark not defined.



1. Introduction

1.1. Document Purpose

This document is a reference guide for accessing the Intune Company Portal application on a mobile Android device to activate a derived credential, using that credential to access O365 applications and authenticate to USDA protected web sites. This document provides detailed instructions for:

- Accessing and logging into the Intune Comp Portal application
- Activate a credential from the Intune Comp Portal application
- Accessing O365 applications with the Intune Comp Portal credential
- Authenticate to USDA eAuth protected sites using the Intune Comp Portal credential.

MobileLinc user role qualifications are:

- a) the user has a USDA issued mobile device
- b) the user has an active LincPass.
- c) Android mobile device has been enrolled in InTune using the Android InTune Enrollment Guide. After completing the steps to enroll your device in InTune, you need to wait approximately 30 minutes for all the apps to download to the device. Then you can proceed with the steps in this guide to activate an Intune Comp Portal credential.

[CEC-Mobility - Intune Android Enrollment Guide 508.pdf - All Documents \(sharepoint.com\)](#)

1.2. Audience

This document is intended for all USDA Mobile Users that require a derived credential.

1.3. Scope

This document provides information on the process for activating a credential through the Intune Comp Portal, accessing O365 applications and authenticating through eAuth protected sites. This document should be used by those meeting the “Audience” description and is not intended to non-USDA users.

1.4. ICAM Program Information

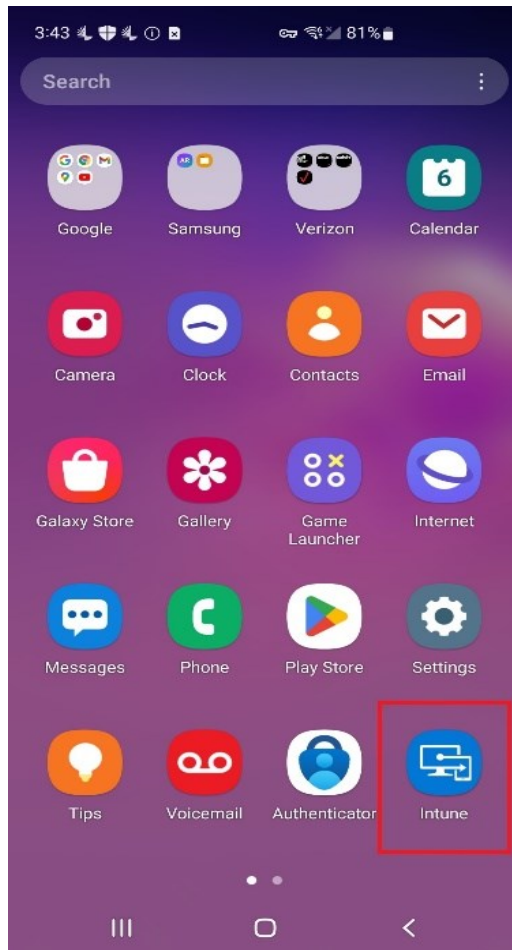
For more information on the ICAM program, visit our ICAM Customer Portal at URL:

<https://usdagcc.sharepoint.com/sites/ICAM>

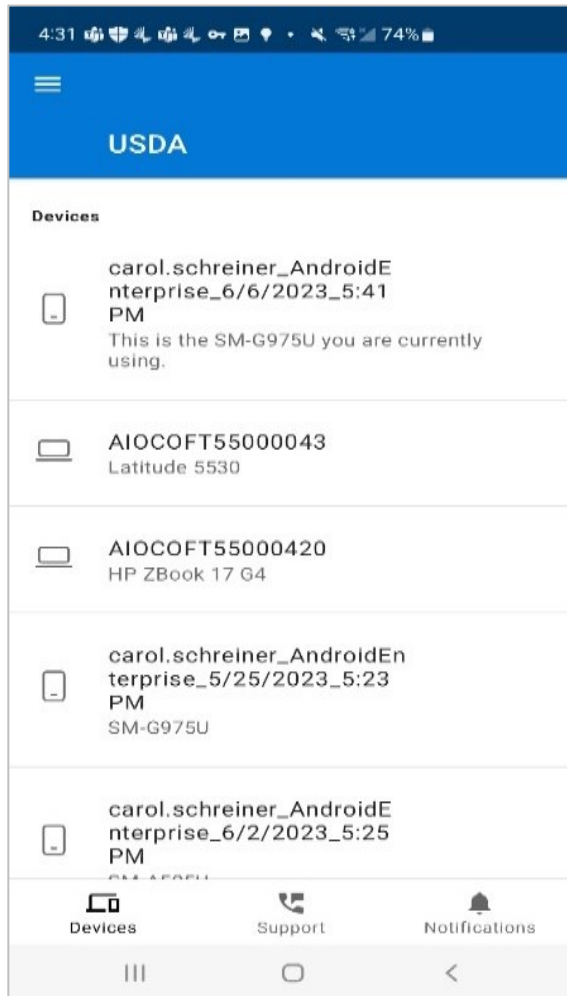
2. How to Access Intune Comp Portal

2.1. Access the Intune Comp Portal

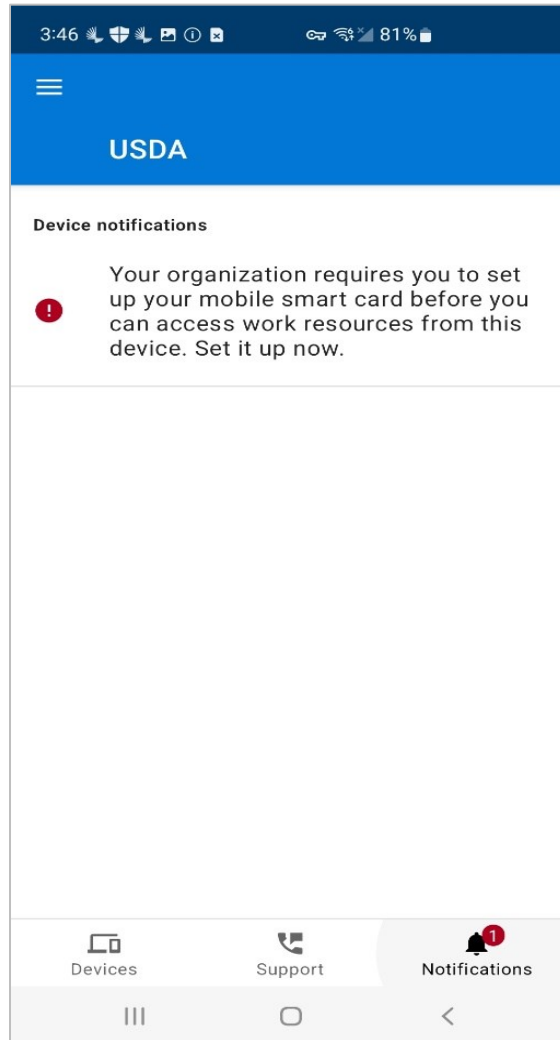
1. Click on the Intune icon on the phone.



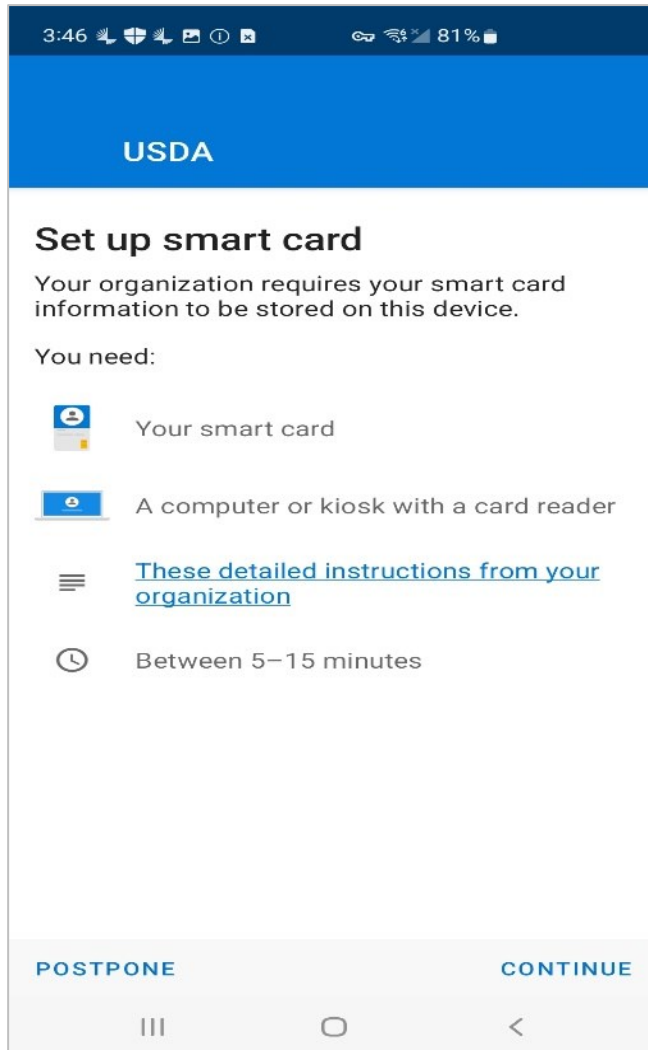
2. A USDA screen is displayed with a list of Devices, click on the device you are using.



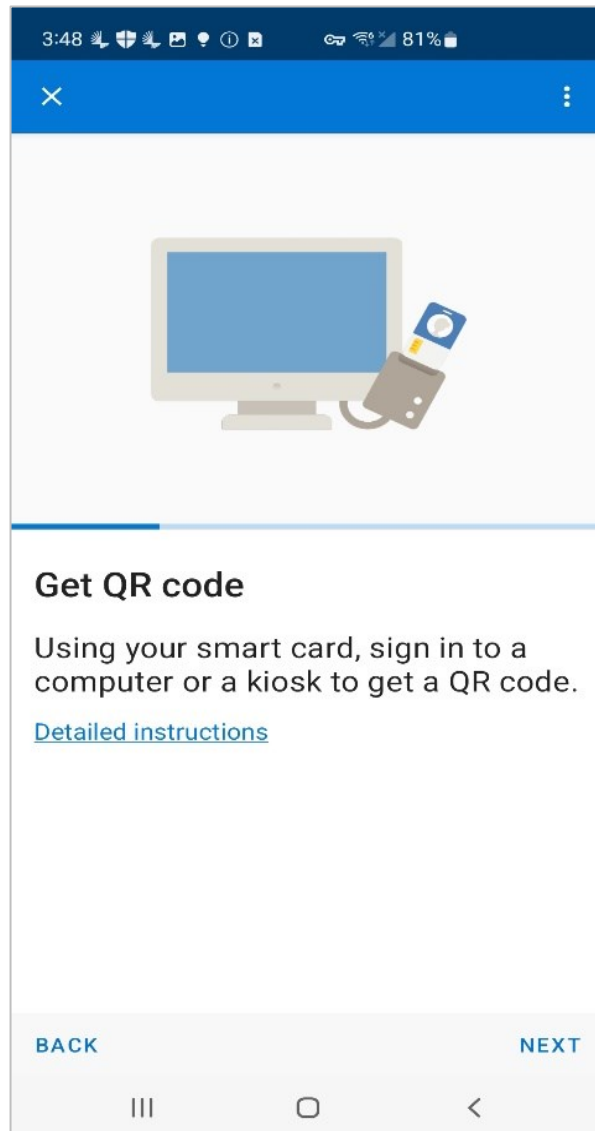
3. At the right bottom there should be a red indicator on the Notifications icon – click on it. Device notifications should say, “Your organization requires you to set up your mobile smart card before you can access work resources from this device. Set it up now.” Click on the Device notifications.



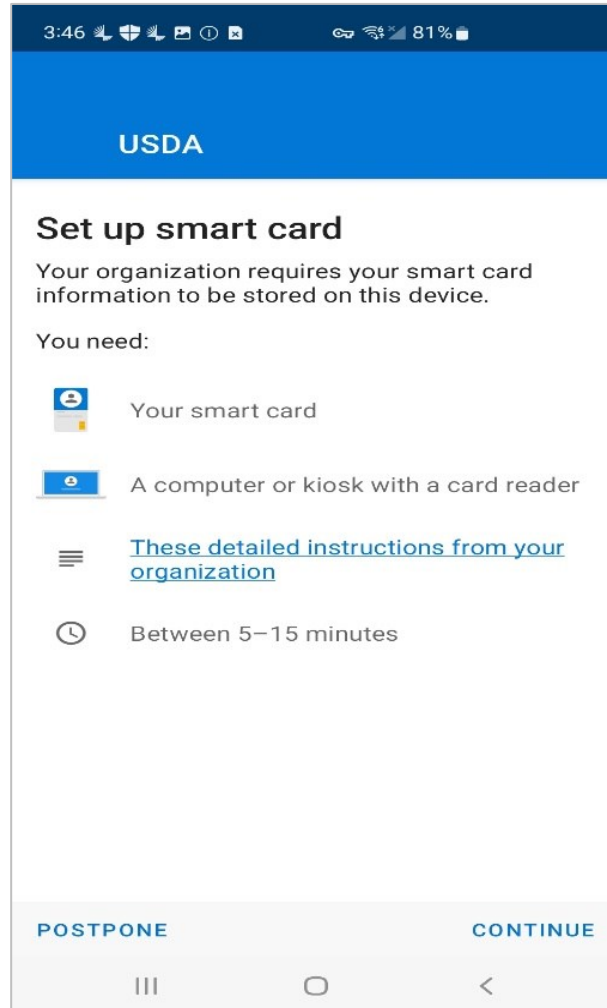
4. USDA Set up smart card screen is displayed – Click Continue link on the bottom right of the screen.



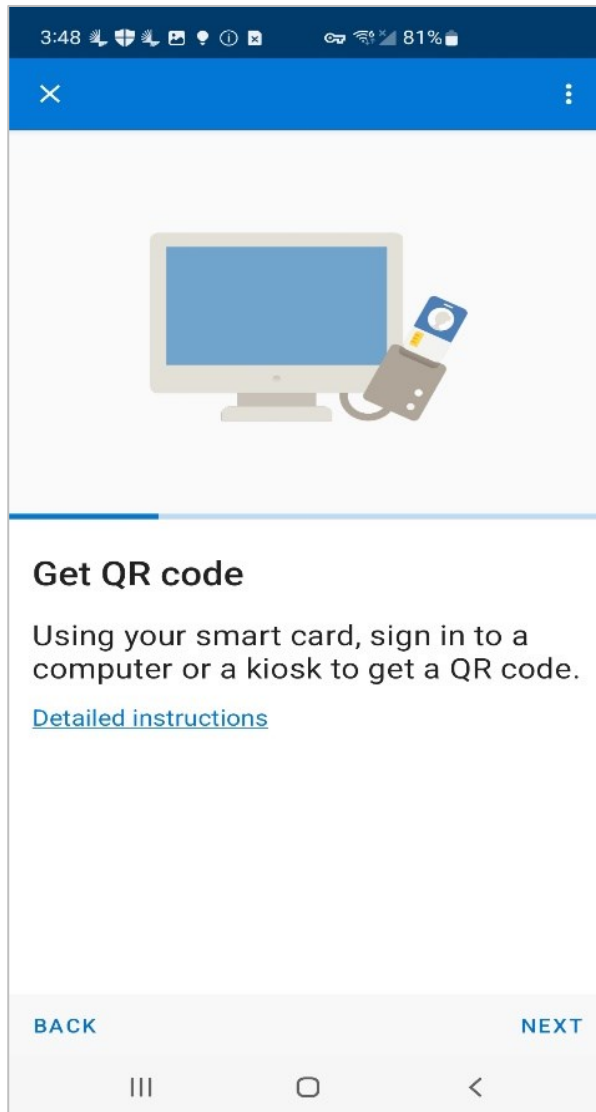
5. Get QR code screen is displayed - Click the “Next” button on the bottom right of the screen.



6. USDA Set up smart card screen is displayed – Click “Continue” on the bottom right of the screen.

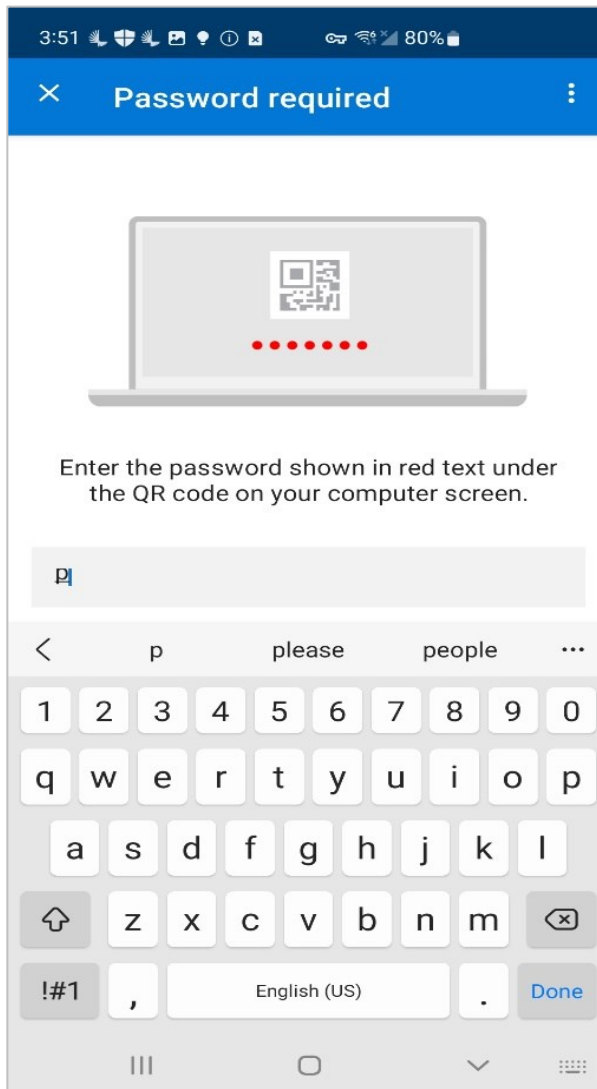


7. Get QR code screen is displayed – Click “Next” at the bottom right of the screen.

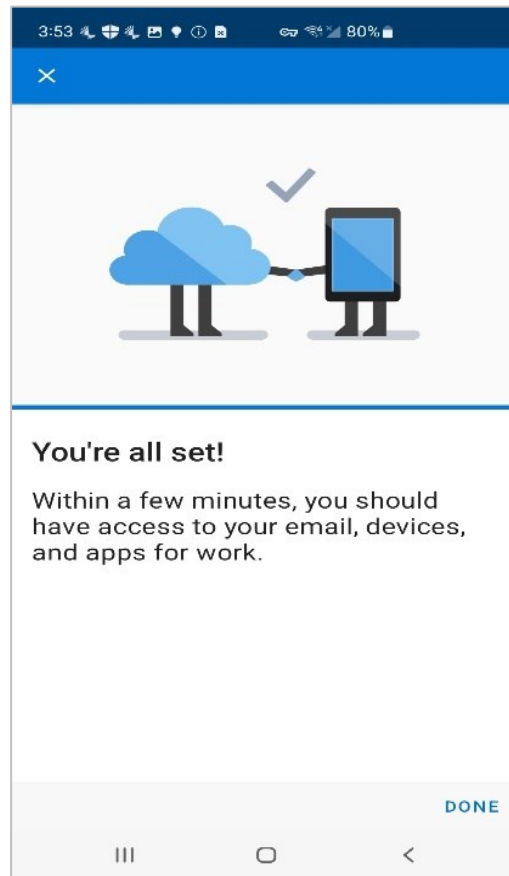


8. Log into MobileLinc.icam.usda.gov > Issue MobileLinc Credential > Log in with LincPass. Enroll for a MobileLinc credential. Enter a credential name and click “OK”.
9. Click Next on the Get QR code screen on the mobile device.

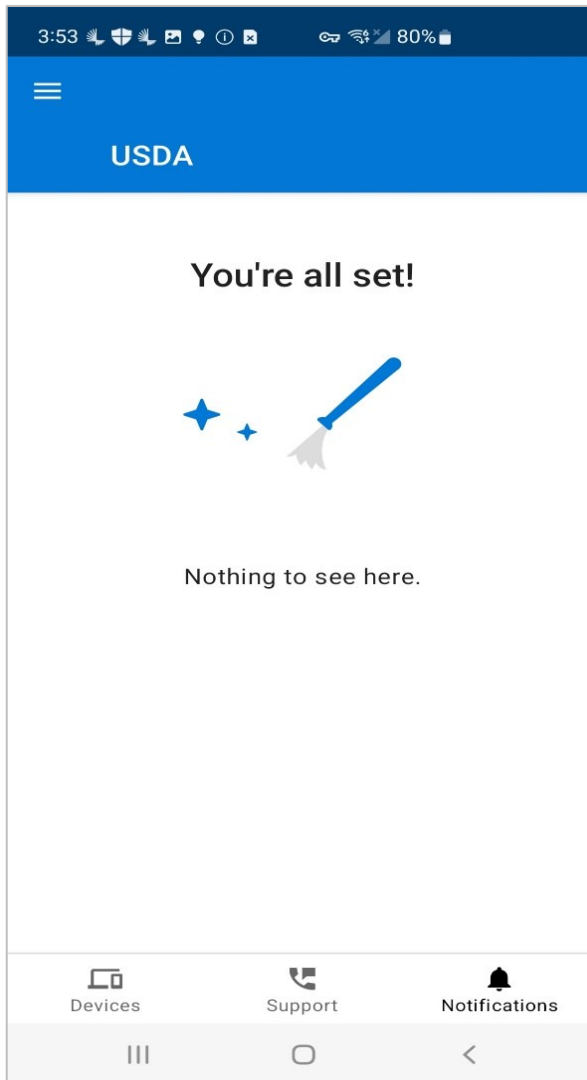
10. Scan QR code screen is displayed – scan the QR code on the PC and enter the red 8-digit code.



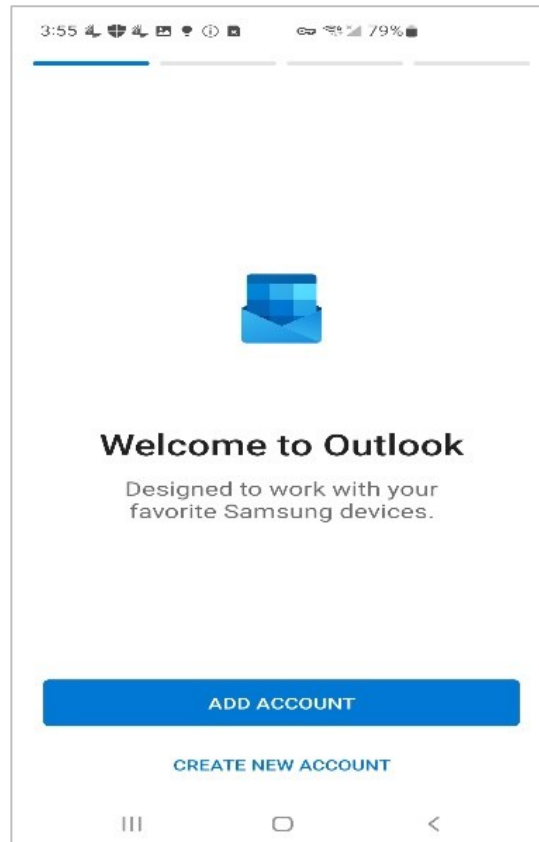
11. The device will activate your credential and give you the screen, You're all set!



12. Click “Done” and you get another, “You’re all set! Nothing to see here” screen.



13. Click on Outlook on the Android and “Add Account” button. Your Office 365 email address should display – click Continue.



14. All your emails should display. You should be able to access all the O365 applications now.
15. Click on the Chrome icon and navigate to a USDA credential authenticating application like AgLearn.

** You should be able to authenticate using your newly activated Derived credential to login.

3. Support

Escalate unresolved issues to USDA-OCIO-CTS/ IOD-Identity Access/ ICAM- MobileLinc. Include the incident ID and details and results of all troubleshooting steps.

Important note: Internal USDA workers listed in search results may not have a fully registered account for use in accessing eAuthentication-protected applications, however roles can still be added to the user’s record and then access will be permitted once they register. Also, users must use their LincPass to log on to MobileLinc Identity Guard.